



VIGNAN'S

Foundation for Science, Technology & Research

(Deemed to be UNIVERSITY)

-Estd. u/s 3 of UGC Act 1956

Index Page

S. No	Metric Number	Particulars	Page No.
1	4.1.4	Expenditure on infrastructure augmentation	9
2	4.2.3	Expenditure on purchase of books/ e-books	10 & 18

FORM NO. 10B

[See Rule 17B]

**Audit Report under section 12A (b) of the Income-tax Act, 1961 in the case of
charitable or religious trusts or institutions**

We have examined the balance sheet of Vignans Foundation For Science Technology And Research, AABTV 1315 Q [name and PAN of the trust or institution] as at 31st March 2020 and the Profit and loss account for the year ended on that date which are in agreement with the books of account maintained by the said Trust or institution.

We have obtained all the information and explanations which to the best of our knowledge and belief were necessary for the purposes of the audit. In our opinion, proper books of account have been kept by the head office and the branches of the above-named Trust visited by us so far as appears from our examination of the books, and proper Returns adequate for the purposes of audit have been received from branches not visited by us subject to the comments given below: -

In our opinion and to the best of our information, and according to information given to us the said accounts give a true and fair view: -

- (i) in the case of the balance sheet, of the state of affairs of the above named Trust as at 31st March 2020 and
- (ii) in the case of the profit and loss account, of the profit or loss of its accounting year ending on 31st March 2020.

The prescribed particulars are annexed hereto.

Place: Guntur
Date: 25-Oct-2020
UDIN: 20208788AAAAFG1995



For Punnaiah & Co


A handwritten signature in black ink, appearing to read "B. Srinivasa Rao".

B. Srinivasa Rao
Partner, M. No. 208788
Firm Reg. No. 0002798S
D. No. 5-87-129, Main Road, Lakshmipuram

VIGNAN'S FOUNDATION FOR SCIENCE, TECHNOLOGY AND RESEARCH
VADLAMUDI
STATEMENT OF AFFAIRS AS AT 31.03.2020

PARTICULARS	Schedule	₹ As at 31.03.2020	₹ As at 31.03.2019
SOURCES OF FUNDS:			
UNRESTRICTED FUNDS			
Corpus Fund	1	50,101,116	50,101,116
General Fund	2	1,033,916,787	805,444,854
Designated/Earmarked Funds		-	-
RESTRICTED FUNDS			
	3	9,926,018	7,468,375
LOANS/BORROWINGS			
Secured Loans	4	88,581,531	259,680,492
Un-Secured Loans		-	-
CURRENT LIABILITIES AND PROVISIONS			
	5	72,822,236	66,969,681
TOTAL		1,255,347,688	1,189,664,517
APPLICATION OF FUNDS:			
FIXED ASSETS			
Tangible Assets	6	781,829,721	774,265,896
Intangible Assets		5,218,194	3,918,516
Capital Work-in-Progress		163,446,369	1,172,840
INVESTMENTS			
Long Term	7	-	-
Short Term		-	72,418,918
CURRENT ASSETS			
	8	220,106,162	263,181,166
LOANS, ADVANCES AND DEPOSITS			
	9	84,747,242	74,707,182
TOTAL		1,255,347,688	1,189,664,517

For Vignan's Foundation For Science,
Technology and Research


Managing Trustee



As per our report even date annexed
for M/s. Punnaiah & Co
Chartered Accountants


Partner

Place: Vadlamudi
Date: 25-10-2020 (CA B. Srinivasa Rao, M. No. 208788)
UDIN: 20208788AAAAFG1995

VIGNAN'S FOUNDATION FOR SCIENCE, TECHNOLOGY AND RESEARCH

VADLAMUDI

INCOME AND EXPENDITURE STATEMENT FOR THE YEAR ENDED 31.03.2020.

Particulars	Schedule	Current Year				Previous Year	
		Unrestricted Funds			Restricted Funds	Total	Total
		Corpus Fund	Designated Fund	General Fund			
INCOME							
Academic Receipts	10	-	-	1,123,036,430	-	1,123,036,430	1,033,280,143
Grants & Donations	11	-	-	-	-	-	-
Income from Investments	12	-	-	5,551,715	-	5,551,715	1,235,299
Other Incomes	13	-	-	12,505,741	-	12,505,741	15,721,815
TOTAL (A)		-	-	1,141,093,886	-	1,141,093,886	1,050,237,256
EXPENDITURE							
Staff Payments & Benefits	14	-	-	324,415,823	-	324,415,823	332,118,212
Academic Expenses	15	-	-	263,216,164	-	263,216,164	243,187,017
Administrative & General Expenses	16	-	-	183,301,177	-	183,301,177	181,111,142
Transportation Expenses	17	-	-	18,804,059	-	18,804,059	18,797,730
Repairs & Maintenance	18	-	-	14,776,051	-	14,776,051	13,053,307
Finance Costs	19	-	-	10,311,999	-	10,311,999	21,246,438
Depreciation	20	-	-	97,796,679	-	97,796,679	85,851,376
TOTAL (B)		-	-	912,621,952	-	912,621,952	895,365,221
Balance being Excess of Income over Expenditure (A-B)		-	-	228,471,933	-	228,471,933	154,872,035
Transfer to/from Designated Fund							
Building Fund		-	-	-	-	-	-
Corpus Fund		-	-	-	-	-	-
Balance Being Surplus/(Deficit) Carried to General Fund		-	-	228,471,933	-	228,471,933	154,872,035
Notes on Accounts							

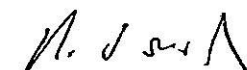
For Vignan's Foundation For Science,
Technology and Research


Managing Trustee

Place: Vadlamudi
Date: 25-10-2020
UDIN: 20208788AAAAG1995



As per our report even date annexed
For M/s Punnaiah & Co
Chartered Accountants


Partner
(CA B. Srinivasa Rao, M. No. 208788)

VIGNAN'S FOUNDATION FOR SCIENCE, TECHNOLOGY AND RESEARCH: VADLAMUDI.
SCHEDULES FORMING PART OF BALANCE SHEET AS AT 31.03.2020

SCHEDULE -1 CORPUS FUND

Particulars	As at 31.03.2020	As at 31.03.2019
Balance as at the beginning of the year	501,01,116	501,01,116
Add: Contributions/yearmarked towards Corpus	-	-
Deduct: Asset written off during the year created out of Corpus	-	-
BALANCE AT THE YEAR-END	501,01,116	501,01,116

SCHEDULE -2 GENERAL FUND

Particulars	As at 31.03.2020	As at 31.03.2019
Balance as at the beginning of the year	8054,44,854	6505,72,819
Add: Contributions towards General Fund	-	-
Add: Balance of Net Surplus/(Deficit) transferred from the Income and Expenditure Account	2284,71,933	1548,72,035
BALANCE AT THE YEAR-END	10339,16,787	8054,44,854



VIGNAN'S FOUNDATION FOR SCIENCE, TECHNOLOGY AND RESEARCH: VADLAMUDI.
SCHEDULES FORMING PART OF BALANCE SHEET AS AT 31.03.2020

SCHEDULE 3 - RESTRICTED FUNDS

Particulars	FUND WISE BREAK UP				TOTAL	
	FUND AA	FUND BB	FUND CC	FUND DD	As at 31.03.2020	As at 31.03.2019
a) Opening balance of the funds	74,68,375	-	-	-	74,68,375	29,79,868
b) Additions to the Funds:						
i. Grants from Government Agencies (Net)	114,17,899	-	-	-	114,17,899	126,26,417
ii. Income from Investments made on account of Funds	-	-	-	-	-	-
iii. Accrued interest on Investments on account of Funds	2,35,476	-	-	-	2,35,476	1,77,939
iv. Other additions (Transfer of unrealised DST project funds)	-	-	-	-	-	19,000
TOTAL (a+b)	191,21,750	-	-	-	191,21,750	158,03,224
c) Utilisation/Expenditure towards objectives of funds						
i. Capital Expenditure						
Equipment	12,25,267	-	-	-	12,25,267	12,16,807
Others	-	-	-	-	-	-
Total	12,25,267	-	-	-	12,25,267	12,16,807
ii. Revenue Expenditure						
Salaries, Wages and Allowances, etc.,	25,75,922	-	-	-	25,75,922	26,10,027
Rent	-	-	-	-	-	-
Other Administrative Expenses	53,94,543	-	-	-	53,94,543	45,08,015
Total	79,70,465	-	-	-	79,70,465	71,18,042
TOTAL (c)	91,95,732	-	-	-	91,95,732	83,34,849
NET BALANCE AS AT THE YEAR-END (a+b-c)	99,26,018	-	-	-	99,26,018	74,68,375



VIGNAN'S FOUNDATION FOR SCIENCE, TECHNOLOGY AND RESEARCH: VADLAMUDI.
SCHEDULES FORMING PART OF BALANCE SHEET AS AT 31.03.2020


SCHEDULE 4 - LOANS/BORROWINGS

SECURED LOANS

Particulars	As at 31.03.2020	As at 31.03.2019
1. Central Government		
2. State Government (Specify)	-	-
3. Financial Institutions	-	-
a) Term Loans		
b) Interest accrued and due	-	-
4. Banks:		
a) Term Loans		
UCO Bank Car Loan - 21890610018019	-	-
UCO Bank Car Loan - 21890610019986	73,840	1,64,689
HDFC Bank Car Loan - 27091598	-	89,650
PNB Term Loan, Gnt TL A/c No.019500IF00000028	-	-
-Interest accrued and due	877,99,112	1773,59,501
b) Other Loans	7,08,579	17,12,278
PNB Gnt OD A/c No.0195009300026829		
Dhanlaxmi Bank OD A/c No.309	-	799,99,850
-Interest accrued and due	-	-
5. Other Institutions and Agencies	-	3,54,524
6. Debentures and Bonds	-	-
7. Others (Specify)	-	-
	-	-
Total	885,81,531	2596,80,492
Note: Amounts due within one year	878,84,100	1301,79,818

UNSECURED LOANS

Particulars	As at 31.03.2020	As at 31.03.2019
1. Central Government		
2. State Government (Specify)	-	-
3. Financial Institutions	-	-
4. Banks:		
a) Term Loans		
b) Other Loans (specify)	-	-
5. Other Institutions and Agencies	-	-
6. Debentures and Bonds		
7. Fixed Deposits	-	-
	-	-
Total	-	-
Note: Amounts due within one year	-	-



VIGNAN'S FOUNDATION FOR SCIENCE, TECHNOLOGY AND RESEARCH: VADLAMUDI.
SCHEDULES FORMING PART OF BALANCE SHEET AS AT 31.03.2020

SCHEDULE 5 - CURRENT LIABILITIES & PROVISIONS

Particulars	As at 31.03.2020	As at 31.03.2019
A. CURRENT LIABILITIES		
1. Deposits from Staff		
2. Deposits from Students	13,09,482	11,82,678
3. Sundry Creditors	-	-
a) For Goods & Services	-	-
b) others	449,42,814	347,20,168
c) Receipts from other units	-	-
3. Advance Fee Collections	-	-
4. Interest accrued but not due on:	15,85,428	16,78,362
a) Secured Loans/Borrowings	-	-
b) Un-Secured Loans/Borrowings	-	-
5. Statutory Liabilities (GPF,TDS,WC TAX,CPF,GIS,NPS):		
a) Overdue	-	-
b) TDS Payable	-	-
c) Professional Tax Due	28,19,931	61,38,008
d) Provident Fund Payable	1,06,200	97,850
e) ESI Contribution Payable	7,02,072	5,94,471
6. Other Current Liabilities	16,095	29,753
a) Salaries	-	-
b) Receipts against Sponsored Projects	-	-
c) Receipts against Sponsored Fellowships & Scholarships	-	-
d) Unutilised Grants	-	-
e) Grants in Advance	-	-
f) Miscellaneous Funds	-	-
g) Other Liabilities	55,93,913	35,16,625
h) Scholarships	125,50,541	159,52,414
	30,08,875	28,76,875
TOTAL (A)	726,35,351	667,87,204
B. PROVISIONS		
1. For Taxation		
2. Gratuity	-	-
3. Superannuation/Pension	-	-
4. Accumulated Leave Encashment	-	-
5. LIC Premium Payable	-	-
6. Trade Warranties/Claims	1,86,885	1,82,477
7. Others (Specify)	-	-
	-	-
TOTAL (B)	1,86,885	1,82,477
TOTAL (A+B)	728,22,236	669,69,681



VIGNAN'S FOUNDATION FOR SCIENCE, TECHNOLOGY AND RESEARCH: VADLAMUDI.
SCHEDULES FORMING PART OF BALANCE SHEET AS AT 31.03.2020

SCHEDULE 6 - FIXED ASSETS

Particulars	Depreciation Rate	GROSS BLOCK				DEPRECIATION					NET BLOCK	
		Cost/valuation As at beginning of the Year	Additions during the Year	Deductions during the Year	Cost/valuation at the Year-end	As at the beginning of the Year	On Openings During the Year	On Additions During the Year	On Deductions during the Year	Total up to the Year-end	As at the Current Year-end	As at the Previous Year-end
I. Land:												
a) Freehold	0	59,226,318	11,969,053	0	71,195,371	0	0	0	0	0	71,195,371	59,226,318
b) Leasehold		0	0	0	0	0	0	0	0	0	0	0
II. Buildings:												
a) On Freehold Land		0	0	0	0	0	0	0	0	0	0	0
b) On Leasehold Land	10	727,232,562	9,691,393	0	736,923,955	233,252,700	49,397,986	543,212	0	283,193,898	453,730,056	493,979,861
c) Ownership Flats/Premises		0	0	0	0	0	0	0	0	0	0	0
d) Superstructures on Land not belonging to Educational Institutions		0	0	0	0	0	0	0	0	0	0	0
III. Plants, machinery & equipment	15	55,617,879	2,940,337	0	58,558,216	25,455,605	4,524,341	260,642	0	30,240,588	28,317,627	30,162,274
IV. Furniture & fixtures	10	69,239,390	28,103,403	0	97,342,793	25,177,192	4,406,220	1,851,019	0	31,434,431	65,908,362	44,062,198
V. Office Equipment	15	2,743,340	248,879	0	2,992,219	1,421,798	198,231	34,692	0	1,654,721	1,337,498	1,321,542
VI. Computer/peripherals	40	48,482,760	13,768,869	0	62,251,629	38,381,250	4,040,604	3,270,018	0	45,691,872	16,559,757	10,101,510
VII. Electric Installations	15	23,139,792	4,018,050	0	27,157,842	9,870,781	1,990,352	446,472	0	12,307,604	14,850,238	13,269,011
VIII. Library books	40	20,074,315	3,894,266	0	23,968,581	16,239,375	1,533,976	1,131,769	0	18,905,120	5,063,461	3,834,940
IX. Tube wells & water supply		0	0	0	0	0	0	0	0	0	0	0
XI. Lab Equipment	15	75,785,493	16,244,988	0	92,030,481	26,729,256	7,358,436	1,684,137	0	35,771,828	56,258,653	49,056,237
XII. Sports Equipment	15	2,100,324	855,723	0	2,956,047	1,023,813	161,477	64,179	0	1,249,468	1,706,579	1,076,511
XIV. Vehicles	15	35,004,253	212,000	0	35,216,253	8,295,591	4,006,299	31,800	0	12,333,690	22,882,563	26,708,662
XVII. University equipment	15	17,297,558	1,635,347	0	18,932,905	6,861,794	1,565,365	142,384	0	8,569,543	10,363,362	10,435,764
XVIII. Research & Development Equipment												
a) Computer Equipment	40	7,130,084	6,552,899	0	13,682,983	6,775,700	141,753	1,360,068	0	8,277,522	5,405,461	354,384
b) Computer Software	40	3,362,030	0	0	3,362,030	2,915,155	178,750	0	0	3,093,905	268,125	446,875
c) Lab Equipment	15	39,045,158	1,732,031	0	40,777,189	15,425,449	3,542,956	259,805	0	19,228,210	21,548,979	23,619,709
d) Library Books	40	1,196,022	0	0	1,196,022	1,180,275	6,299	0	0	1,186,574	9,448	15,747
e) Solar Vehicle	15	92,702	0	0	92,702	46,323	6,957	0	0	53,280	39,422	46,379
f) Vignan Viranchi Electric vehicle	15	115,130	0	0	115,130	59,539	8,339	0	0	67,872	47,253	55,591
g) Green House Project	10	353,266	0	0	353,266	81,428	27,184	0	0	271,838	244,655	271,838
h) Animal House Project	15	1,593,230	130,898	0	1,724,128	222,142	205,663	17,274	0	445,079	1,279,049	1,371,088
i) Bio-Gas Project	15	68,685	0	0	68,685	17,836	7,627	0	0	25,464	43,221	50,849
j) Herbal Gardens	15	531,228	95,206	0	626,434	116,262	62,245	7,140	0	185,644	440,787	414,966
k) Lab Equipment	15	747,530	0	0	747,530	138,231	91,395	0	0	229,626	517,904	609,299
l) Bio Gas Plant	15	4,142,948	653,812	0	4,796,760	566,659	536,443	50,112	0	1,153,214	3,643,546	3,576,289
m) Student Project	15	272,985	0	0	272,985	74,932	29,708	0	0	104,640	168,345	198,053
XIV. Computer Software	40	9,590,352	3,913,029	0	13,503,381	5,671,836	1,567,406	1,045,944	0	8,285,187	5,218,194	3,918,516
A. Total of CURRENT YEAR		1,204,185,334	106,660,183	0	1,310,845,517	426,000,922	85,596,012	12,200,667	0	523,797,601	787,047,916	778,184,412
PREVIOUS YEAR		1,172,840	1,172,840	0	1,172,840	0	0	0	0	0	1,172,840	857,830
XII. Capital Work-in-Progress		0	171,964,921	0	171,964,921	0	0	0	0	0	171,964,921	169,315,010
TRANSFER TO ASSETS		0	9,691,393	0	9,691,393	0	0	0	0	0	9,691,393	169,000,000
B. NET WORK-IN-PROGRESS		1,172,840	163,446,368	0	163,446,368	0	0	0	0	0	163,446,369	1,172,840
TOTAL (A+B)		1,205,358,174	270,106,551	0	1,474,291,885	426,000,922	85,596,012	12,200,667	0	523,797,601	950,494,284	779,357,252



VIGNAN'S FOUNDATION FOR SCIENCE, TECHNOLOGY AND RESEARCH: VADLAMUDI.
SCHEDULES FORMING PART OF BALANCE SHEET AS AT 31.03.2020

SCHEDULE 6 -FIXED ASSETS

Particulars	Depreciation Rate	GROSS BLOCK				DEPRECIATION					NET BLOCK	
		Cost/valuation As at beginning of the Year	Additions during the Year	Deductions during the Year	Cost/valuation at the Year-end	As at the beginning of the Year	On Openings During the Year	On Additions During the Year	On Deductions during the Year	Total up to the Year-end	As at the Current Year-end	As at the Previous Year-end
I. Land:												
a) Freehold	0	59,226,318	11,969,053	0	71,195,371	0	0	0	0	0	71,195,371	59,226,318
b) Leasehold		0	0	0	0	0	0	0	0	0	0	0
II. Buildings:			0				0					
a) On Freehold Land		0	0	0	0	0	0	0	0	0	0	0
b) On Leasehold Land	10	727,232,562	9,691,393	0	736,923,955	233,252,700	49,397,986	543,212	0	283,193,898	453,730,056	493,979,861
c) Ownership Flats/Premises		0	0	0	0	0	0	0	0	0	0	0
d) Superstructures on Land not belonging to Educational Institutions		0	0	0	0	0	0	0	0	0	0	0
III. Plants, machinery & equipment	15	55,617,879	2,940,337	0	58,558,216	25,455,605	4,524,341	260,642	0	30,240,588	28,317,627	30,162,274
IV. Furniture & fixtures	10	69,239,390	28,103,403	0	97,342,793	25,177,192	4,406,220	1,851,019	0	31,434,431	65,908,362	44,062,198
V. Office Equipment	15	2,743,340	248,879	0	2,992,219	1,421,798	198,231	34,692	0	1,654,721	1,337,498	1,321,542
VI. Computer/peripherals	40	48,482,760	13,768,869	0	62,251,629	38,381,250	4,040,604	3,270,018	0	45,691,872	16,559,757	10,101,510
VII. Electric Installations	15	23,139,792	4,018,050	0	27,157,842	9,870,781	1,990,352	446,472	0	12,307,604	14,850,238	13,269,011
VIII. Library books	40	20,074,315	3,894,266	0	23,968,581	16,239,375	1,533,976	1,131,769	0	18,905,120	5,063,461	3,834,940
IX. Tube wells & water supply		0	0	0	0	0	0	0	0	0	0	0
XI. Lab Equipment	15	75,785,493	16,244,988	0	92,030,481	26,729,256	7,358,436	1,684,137	0	35,771,828	56,258,653	49,056,237
XII. Sports Equipment	15	2,100,324	855,723	0	2,956,047	1,023,813	161,477	64,179	0	1,249,468	1,706,579	1,076,511
XIV. Vehicles	15	35,004,253	212,000	0	35,216,253	8,295,591	4,006,299	31,800	0	12,333,690	22,882,563	26,708,662
XVII. University equipment	15	17,297,558	1,635,347	0	18,932,905	6,861,794	1,565,365	142,384	0	8,569,543	10,363,362	10,435,764
XVIII. Research & Development Equipment												
a) Computer Equipment	40	7,130,084	6,552,899	0	13,682,983	6,775,700	141,753	1,360,068	0	8,277,522	5,405,461	354,384
b) Computer Software	40	3,362,030	0	0	3,362,030	2,915,155	178,750	0	0	3,093,905	268,125	446,875
c) Lab Equipment	15	39,045,158	1,732,031	0	40,777,189	15,425,449	3,542,956	259,805	0	19,228,210	21,548,979	23,619,709
d) Library Books	40	1,196,022	0	0	1,196,022	1,180,275	6,299	0	0	1,186,574	9,448	15,747
e) Solar Vehicle	15	92,702	0	0	92,702	46,323	6,957	0	0	53,280	39,422	46,379
f) Vignan Viranchi Electric vehicle	15	115,130	0	0	115,130	59,539	8,339	0	0	67,877	47,253	55,591
g) Green House Project	10	353,266	0	0	353,266	81,428	27,184	0	0	408,611	244,655	271,838
h) Animal House Project	15	1,593,230	130,898	0	1,724,128	222,142	205,663	17,274	0	445,079	1,279,049	1,371,088
i) Bio-Gas Project	15	68,685	0	0	68,685	17,836	7,627	0	0	25,464	43,221	50,849
j) Herbal Gardens	15	531,228	95,206	0	626,434	116,262	62,245	7,140	0	185,647	440,787	414,966
k) Lab Equipment	15	747,530	0	0	747,530	138,231	91,395	0	0	229,626	517,904	609,299
l) Bio Gas Plant	15	4,142,948	653,812	0	4,796,760	566,659	536,443	50,112	0	1,153,214	3,643,546	3,576,289
m) Student Project	15	272,985	0	0	272,985	74,932	29,708	0	0	104,640	168,345	198,053
XVIV Computer Software	40	9,590,352	3,913,029	0	13,503,381	5,671,836	1,567,406	1,045,944	0	8,285,187	5,218,194	3,918,516
A. Total of CURRENT YEAR		1,204,185,334	106,660,183	0	1,310,845,517	426,000,922	85,596,012	12,200,667	0	523,797,601	787,047,916	778,184,412
PREVIOUS YEAR		1,172,840	1,172,840	0	1,172,840	0	0	0	0	0	1,172,840	857,830
XII. Capital Work-in-Progress		0	171,964,921	0	171,964,921	0	0	0	0	0	171,964,921	169,315,010
TRANSFER TO ASSETS		0	9,691,393	0	9,691,393	0	0	0	0	0	9,691,393	169,000,000
B. NET WORK-IN-PROGRESS		1,172,840	163,446,368	0	163,446,368	0	0	0	0	0	163,446,369	1,172,840
TOTAL (A+B)		1,205,358,174	270,106,551	0	1,474,291,885	426,000,922	85,596,012	12,200,667	0	523,797,601	950,494,284	779,357,252

VIGNAN'S FOUNDATION FOR SCIENCE, TECHNOLOGY AND RESEARCH
VADLAMUDI

SCHEDULE 7 - INVESTMENTS

Particulars	As at 31.03.2020	As at 31.03.2019
Long Term Investments		
a) Others (specify)		
Total	-	-
Short Term Investments		
a) SBI OVERNIGHT REG FUND	-	-
b) SBI EQUITY HYBRID FUND	-	-
c) RELIANCE MONEY MANAGER FUND	-	-
e) RELIANCE BALANCED ADVANTAGE FUND	-	106,51,129
f) SBI BLUE CHIP FUND - REG PLAN - GROWTH	-	200,00,000
g) SBI MAGNAM MULTI CAP FUND - REG PLAN - GROWTH	-	94,29,000
h) SBI SAVINGS FUND REG PLAN - GROWTH	-	200,00,000
Total	-	123,38,789
	-	724,18,918



VIGNAN'S FOUNDATION FOR SCIENCE, TECHNOLOGY AND RESEARCH
VADLAMUDI

SCHEDULE 8 - CURRENT ASSETS


Particulars	As at 31.03.2020	As at 31.03.2019
1. Stock:		
a) Stores and Spares	-	-
b) Loose Tools	-	-
c) Publications	-	-
d) Unifroms	-	-
2. Sundry Debtors (Fee Receivables):		
a) Outstanding for a period exceeding six months	-	-
b) Others	-	-
3. Cash Balances in hand (including cheques/ drafts and imprest)	31,129	43,545
4. Bank Balances (to be further classified as pertaining to earmarked fund or otherwise)		
a) With Scheduled Banks:		
In Current Accounts	495,54,042	285,05,885
In Term Deposit Accounts	1435,57,940	2135,21,284
In Savings Accounts	269,63,051	211,10,452
b) With Non-Scheduled Banks:		
In Current Accounts	-	-
In term deposit Accounts	-	-
In Savings Accounts	-	-
5. Post Office- Savings Accounts	-	-
TOTAL	2201,06,162	2631,81,166



VIGNAN'S FOUNDATION FOR SCIENCE, TECHNOLOGY AND RESEARCH
VADLAMUDI

SCHEDULE 9 - LOANS, ADVANCES & DEPOSITS

Particulars	As at 31.03.2020	As at 31.03.2019
1. Advances to Employees:		
(Non-interest bearing)		
a) Salary		
b) Festival	78,500	5,22,831
c) LTC	-	-
d) Medical Advance	-	-
e) Other (Advances for Expenditure)	-	-
2. Long Term Advances to Employees:	4,95,926	6,38,063
(Interest bearing)		
a) Vehicle loan		
b) Home loan	-	-
c) Others (to be specified)	-	-
3. Advances and other amounts recoverable in cash or in kind or for value to be received:		
a) On Capital Account		
b) to suppliers	274,36,354	251,61,619
c) Service providers	25,05,231	154,21,921
4. Prepaid Expenses	1,41,263	8,08,948
a) Insurance		
b) Internet	14,29,480	6,82,598
c) Others	2,49,041	6,99,041
5. Deposits	68,39,548	61,73,872
a) Telephone		
b) Lease Rent	51,239	51,239
c) Electricity	2,21,000	3,31,000
d) MCI, if applicable	20,69,110	20,26,750
e) Security deposit	-	-
f) Gas deposit	750	750
g) AP Food Processing Society	6,800	6,800
h) Earnest Money (AP Food Technology Lab)	50,000	50,000
6. Income Accrued	5,00,000	-
a) On Inv. Earmarked/Endowment Funds		
b) On Investments-Others	-	-
c) On Loans and Advances	-	-
d) Fee receivable	-	-
7. Other receivable	391,86,197	177,86,196
a) Debit balances in Sponsored Projects		
b) Debit balances in Fellowship & Scholarship	-	-
c) Grants Recoverable	-	-
d) TDS Receivables	-	-
e) TCS Receivables	31,26,477	39,85,228
f) Others	3,60,326	3,60,326
8. Claims Receivable	-	-
TOTAL	847,47,242	747,07,182



VIGNAN'S FOUNDATION FOR SCIENCE, TECHNOLOGY AND RESEARCH
VADLAMUDI

SCHEDULE 10 - ACADEMIC RECEIPTS

Particulars	As at 31.03.2020	As at 31.03.2019
FEE FROM STUDENTS		
Academic		
1. Tuition Fee	9597,39,868	8685,76,439
2. Admission Fee	397,55,000	376,03,710
3. Campus Recruitment Training Fee	-	-
Total (A)	9994,94,868	9061,80,149
Examinations		
1. Admission-test Fee	64,96,556	98,07,289
2. Annual Examination Fee	353,47,176	349,33,304
3. Mark Sheet, Certificate Fee	44,64,000	25,85,500
Total (B)	463,07,732	473,26,093
Other fees		
1. Identity Card Fee	1,45,375	1,48,927
2. Fine/Miscellaneous Fee	55,07,105	80,09,657
3. Medical Fee	-	-
4. Transportation Fee	383,05,500	419,84,197
5. Other Receipts		
i) Non Govt Research Grants	89,25,300	67,23,300
ii) Consultancy Receipts	130,65,550	116,42,820
iii) Receipts from non govt bodies for infrastructure	75,00,000	90,00,000
iv) Receipts from Alumni Contribution	37,85,000	22,65,000
Total (C)	772,33,830	797,73,901
Sale of Publications		
1. Sale of Syllabus and Question Paper, etc.	-	-
2. Sale of Prospectus including Admission Forms	-	-
Total (D)	-	-
GRAND TOTAL (A+B+C+D)	11230,36,430	10332,80,143



VIGNAN'S FOUNDATION FOR SCIENCE, TECHNOLOGY AND RESEARCH
VADLAMUDI.

SCHEDULE 11 - GRANTS & DONATIONS (Irrevocable Grants & Subsidies Received)


Particulars	As at 31.03.2020	As at 31.03.2019
1) Central Government	-	-
2) State Government(s)	-	-
3) Government Agencies	-	-
4) Institutions/Welfare Bodies	-	-
5) International Organisations	-	-
6) Others (Specify)	-	-
TOTAL	-	-

SCHEDULE 12 - INCOME FROM INVESTMENTS

Particulars	As at 31.03.2020	As at 31.03.2019
1) Capital Gain on MF Investments	55,51,715	12,35,299
2) Others (specify)	-	-
TOTAL	55,51,715	12,35,299

SCHEDULE 13 - OTHER INCOME

Particulars	As at 31.03.2020	As at 31.03.2019
A. Income from Land & Building		
1. Hostel Room Rent	-	-
2. License Fee	-	-
3. Hire Charges of Auditorium/Play Ground/ Convention Centre, etc.,	-	-
4. Electricity & Water Charges	-	-
Total	-	-
B. Sale of Institute's publications	-	-
C. Income from holding events		
1. Gross Receipts from Annual Function/Sports Carnival	-	-
Less: Direct Exp. on the Annual Function/Sports Carnival	-	-
2. Gross Receipts from Fetes	-	-
Less: Direct Expenditure incurred on the Fetes	-	-
3. Gross Receipts for Educational Tours	-	-
Less: Direct Expenditure incurred on the Tours	-	-
4. Others (to be specified and separately disclosed)	-	-
Total	-	-
D. Interest on Term Deposits:		
a) With Scheduled Banks (FDRs)	97,54,098	112,66,862
b) With Non-Scheduled Banks	-	-
c) With Institutions	-	-
d) Others	-	-
Total	97,54,098	112,66,862
E. Interest on Savings Accounts:		



Particulars	As at 31.03.2020	As at 31.03.2019
a) With Scheduled Banks	27,51,643	44,54,952
b) With Non-Scheduled Banks	-	-
c) With Institutions	-	-
d) Others	-	-
Total	27,51,643	44,54,952
F. Interest On Loans:		
a) Employees/Staff	-	-
b) Others	-	-
Total	-	-
G. Interest on Debtors and Other Receivables	-	-
H. Others		
1. RTI Fee	-	-
2. Income from Royalty	-	-
3. Sale of Application Forms (Recruitment)	-	-
4. Application Fee	-	-
5. Profit on Sale/Disposal of Assets:	-	-
a) Owned Assets	-	-
b) Assets acquired out of Grants/received Free of Cost	-	-
6. Others	-	-
7. Prior Period Adjustments	-	-
Total	-	-
GRAND TOTAL (A+B+C+D+E+F+G+H)	125,05,741	157,21,815




VIGNAN'S FOUNDATION FOR SCIENCE, TECHNOLOGY AND RESEARCH
VADLAMUDI

SCHEDULE 14 - STAFF PAYMENTS & BENEFITS

Particulars	As at 31.03.2020	As at 31.03.2019
a) Salaries and Wages		
Teaching Staff	223,236,349	221,979,575
Non-Teaching Staff	73,879,823	61,523,749
b) Incentives	3,399,596	29,678,403
c) Contribution to Provident Fund	8,529,303	7,467,023
d) Staff Welfare Expenses	10,457,439	3,731,426
e) Faculty Development	3,703,337	6,139,662
f) Staff Recruitment expenses	386,730	607,476
g) Contribution to ESI	823,246	990,898
TOTAL	324,415,823	332,118,212

SCHEDULE 15- ACADEMIC EXPENSES

Particulars	As at 31.03.2020	As at 31.03.2019
a) Laboratory Expenses	3,840,039	1,585,479
b) Field Work/Participation	667,064	824,825
c) Seminar/Workshop	4,757,464	2,209,221
d) Payment to Visiting Faculty	4,851,719	4,629,234
e) Seed Money	22,360,000	21,660,000
f) Examination Expenses	16,341,085	14,851,872
g) Student Welfare Expenses	5,903,792	4,417,293
h) Admission Expenses	22,610,240	26,487,658
i) Convocation Expenses	5,014,876	4,163,352
j) Publications	200,852	32,450
k) Stipend/Means-cum-Merit Scholarship	1,440,750	1,628,000
l) Academic Scholarships	164,330,750	149,945,150
m) Training & Placement Expenses	10,897,534	10,752,483
TOTAL	263,216,164	243,187,017



VIGNAN'S FOUNDATION FOR SCIENCE, TECHNOLOGY AND RESEARCH
VADLAMUDI

SCHEDULE 16 - ADMINISTRATIVE AND GENERAL EXPENSES

Particulars	As at 31.03.2020	As at 31.03.2019
a) Electricity and Power	21,871,084	20,193,203
b) Rates, Taxes and Licences	5,203,087	3,608,805
c) Postage & Telegram	1,164,405	987,275
d) Telephone and Internet Charges	1,104,343	1,100,264
e) Printing and Stationary	3,818,452	3,157,604
f) Traveling and Conveyance Expenses	3,145,528	4,198,285
g) Expenses on Seminar/Workshops	190,223	1,059,296
h) Rent	1,963,764	2,568,129
i) Auditors Remuneration	566,400	566,400
j) Advertisement and Publicity	37,039,208	42,335,681
k) Magazines & Journals	612,757	671,204
l) Miscellaneous Expenses	300,552	215,319
m) Functions & Celebrations	12,593,889	11,394,484
n) Research & Development	78,269,142	73,289,130
o) Expenditure on e- Journals	7,564,930	6,711,821
p) Security Charges	4,943,325	4,684,014
q) Meeting Expenses	1,633,967	1,610,247
r) Social Commitment Expenses	1,316,121	2,759,981
s) Legal charges	-	-
t) Prior period adjustments	-	-
TOTAL	183,301,177	181,111,142

SCHEDULE 17 - TRANSPORTATION EXPENSES

Particulars	As at 31.03.2020	As at 31.03.2019
1. Vehicles (Owned by Educational Institution)		
a) Running Expenses	12,774,465	12,496,712
b) Repairs & Maintenance	2,338,552	3,529,754
c) Insurance Expenses	2,384,725	1,693,678
2. Vehicles (Not-owned by Educational Institution)		
a) Running, Repairs & Maintenance Expenses	1,306,317	1,077,586
TOTAL	18,804,059	18,797,730



**VIGNAN'S FOUNDATION FOR SCIENCE, TECHNOLOGY AND RESEARCH
VADLAMUDI**

SCHEDULE 18 - REPAIRS & MAINTENANCE

Particulars	As at 31.03.2020	As at 31.03.2019
a) Building	22,05,674	25,60,011
b) Fixtures	4,20,200	2,14,489
c) Plant & Machinery	14,11,944	9,93,790
d) Office/Sports/ Equipments	11,17,141	17,16,122
e) Computer Maintenance (including Softwares)	12,84,698	9,44,678
f) University Maintenance	46,27,898	43,88,966
g) Electrical Maintenance	10,56,574	20,51,851
i) Green Initiative Expenses	26,51,922	1,83,400
TOTAL	147,76,051	130,53,307

SCHEDULE 19 - FINANCE COSTS

Particulars	As at 31.03.2020	As at 31.03.2019
a) Interest on Car loan	15,212	76,336
b) Interest on SOD Loan	9,35,781	7,72,380
c) Interest on term loan	87,37,541	200,42,338
d) Interest on Deposit Loans	-	-
e) Bank charges	6,23,465	3,55,383
TOTAL	103,11,999	212,46,438

SCHEDULE 20 - DEPRECIATION

Particulars	As at 31.03.2020	As at 31.03.2019
Depreciation	977,96,679	858,51,376
TOTAL	977,96,679	858,51,376

